



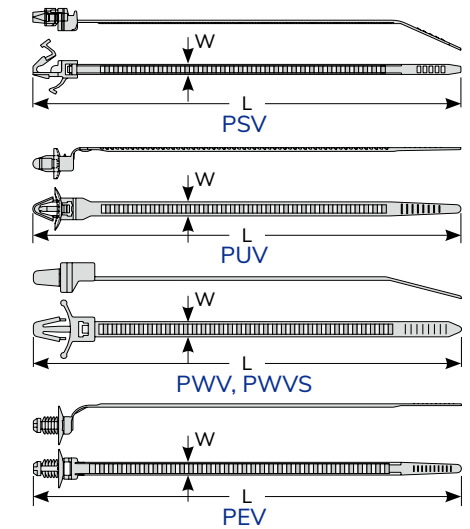



0335 KSS PUSH MOUNT TIE

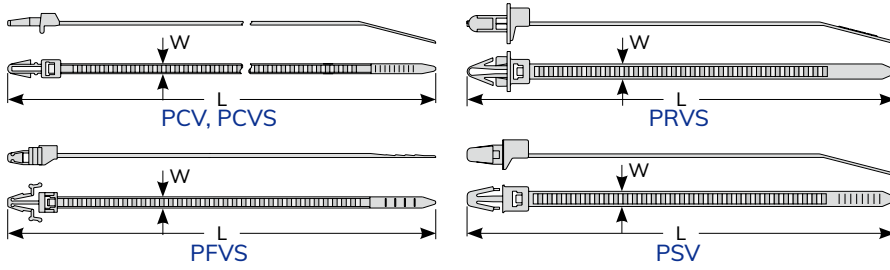
- Material: UL94V-2 flame rated, UL approved Nylon 66.
- Press the tie into a pre-drilled hole and bind the cord by securing the tie.
- PRVS-130HSBK : UL approved heat stabilized Nylon 66, 94V-2 black.



Using Method



Item No.	Length		W	Max. Bundle Dia.	Mounting hole diameter	Chassis thickness	Min. LoopTensile Strength		Packing
	mm	inch					lbs	kgs	
PCVS-130	132	5 1/8"	4.8	30	4.8	3.0	50	22	100pcs
PCV-155	168	6 1/8"	3.8	40	4.8	3.0	40	18	
PCVS-200	203	8"	4.8	50	4.8	3.0	50	22	
PCV-200	203	8"	4.8	50	6.4	3.0	50	22	
PEV-170BK	170	6 11/16"	5.3	40	6.8	12.0	26	12	
PFVS-130	131	5 1/8"	3.7	30	4.8	2.4	40	18	
PFVS-155	157.5	6 1/8"	3.7	38	4.8	2.4	40	18	
PFVS-200	207	8"	3.7	50	4.8	2.4	40	18	
PGV-100	101	4 1/8"	3.4	25	4.8	2.5	40	18	
PGV-130	135	5 5/16"	3.4	33	4.8	2.5	40	18	
PSV-130	132	5 1/8"	4.8	30	6.4	3.3	50	22	
PSV-200	202	8"	4.8	50	6.4	3.3	50	22	
PUV-170	168.6	6 5/8"	5.4	38	6.8	1.6	50	22	
PWVS-100	112	4 3/8"	2.5	25	4.6	2.6	18	8	
PWVS-130	133	5 1/8"	4.8	30	4.6	4.5	50	22	
PWVS-155	157	6 1/8"	3.5	36	4.6	2.6	40	18	
PWV-130	132	5 1/8"	4.8	30	6.2	2.8	50	22	
PWV-170	170	6 11/16"	4.6	40	6.0	3.0	50	22	
PWV-200	201	8"	4.8	50	6.2	2.8	50	22	
PRVS-130HSBK	134.5	5 1/4"	4.8	30	8.2	5.0	50	22	



0340 KSS CABLE TRAY FIXING TIE

- Material: UL94V-2 flame rated, UL approved Nylon 66.
- Application: 1.Snap the cable tray fixing tie from (A) to separate the head and the tail. 2.Slot each (B) into either side of the tray and fix both parts by twisting 90 degree. 3.Secure the cables and wires on dedicated area.
- Suitable slot: 8mm



Item No.		Length		L1	L2	W	Min. LoopTensile Strength		Packing
Black	Natural	mm	inch				mm	mm	
CTF-320BK	CTF-320	320	12 5/8"	40	278	7.6	120	55	100pcs

